




T120JCR CLEAN ROOM LIFT

Our next generation of man lifts are designed specifically to meet the requirements of clean rooms.

- The unit offers multi-shift capacity before charging with their high-capacity 96-volt battery assemblies.
- The lift is built to be highly serviceable and is constructed from off-the-shelf components.
- The learning curve and the chance of error are minimized by retaining an industry-standard user interface.
- The drive function is specifically designed and tuned to operate in the cramped environment of a clean room. The drive offers precise controls through a combination of motor controllers and hydrostatic drive control.



- High-efficiency three-phase electric motors are used to power the drive and boom functions.
- The boom functions are controlled by a separate motor and compensated axial piston pump that allows for the finesse of small motions and the demands of large flows with equal ease.
- An auxiliary pump and battery are included to ensure no one is ever stuck high in the air.

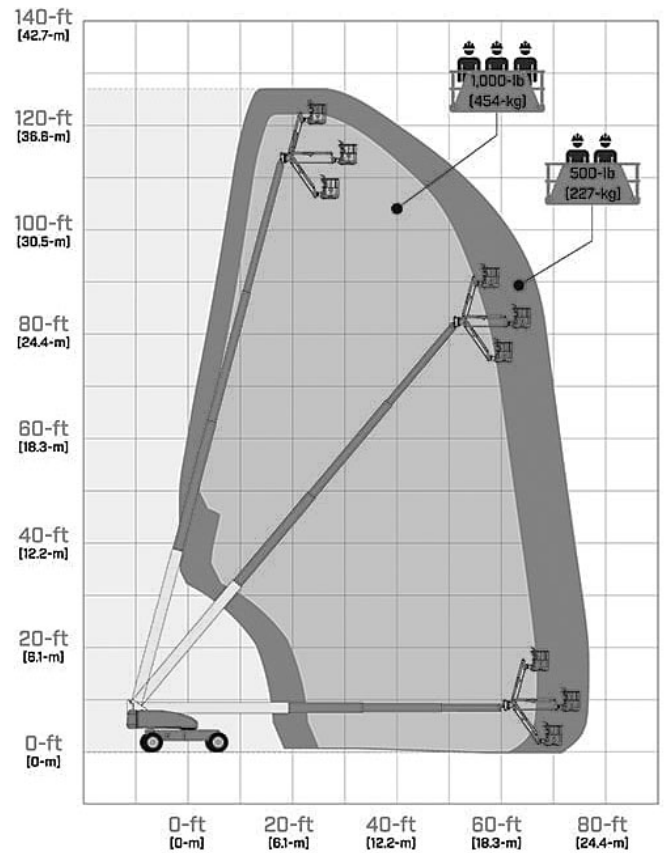
- The battery charger is a next-generation high-frequency fully programmable battery charger.
- The battery charger has the option of becoming part of a service network.
- We offer optional non-marking wheels as requested. These non-marking wheels are solid and increase the overall rigidity of the lift.



Specifications:

| T86JCR | US | Metric |
|--|-----------------|-----------|
| Platform Height | 120 ft | 36.58 m |
| Horizontal Reach | 75 ft | 22.86 m |
| Swing | 360° Continuous | |
| Platform Capacity - Restricted | 1000 lbs | 453.59 kg |
| Platform Capacity - Unrestricted | 500 lbs | 226.8 kg |
| Overall Width | 8 ft 2 in | 2.49 m |
| Overall Length | 44 ft 10 in | 13.67 m |
| Tail Swing | 4 ft 8 in | 1.42 m |
| Turning Radius - Outside (axles extended) | 19 ft 4 in | 5.89 m |
| Turning Radius - Outside (axles retracted) | 22 ft 6 in | 6.86 m |
| Jib - Range of Articulation | 130° | 130° |

Range Diagram:

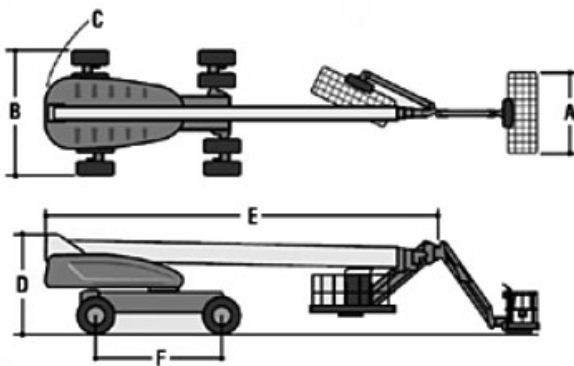


Dimensions:

Machine Dimensions

| | |
|------------------------------------|---------------|
| A. Platform Size | 0.91m x 2.44m |
| B. Overall Width (axles retracted) | 2.49m |
| C. Overall Width (axles extended) | 3.8m |
| D. Tailswing (axles extended) | 1.67m |
| E. Stowed Height | 3.05m |
| F. Stowed Length | 10.64m |
| G. Wheelbase | 3.81m |
| Ground Clearance | 0.30m (12in) |

Working Envelope Diagram >>



S81W18561 Gemini Drive, Muskego, WI 53150
262-710-4028 | www.BaileyCranes.com