

THETM BRANDON

**CAN BE CONFIGURED AS A SINGLE
MACHINE OR MULTIPLE MACHINES**

Hoist Capacity: 7200 lbs on mainboom, 6000 lbs on telescoping boom.

Fork Capacity: 2500 lbs.

Glazier Capacity: 1100 lbs.

Jib or Panel Capacity: 1000 lbs

Power: 24Volt 7HP Electric Motor.

Boom: Base unit, 2 telescoping booms and one manual pull-out boom. Fork and Window attachment replaces pull-out boom.

Steering: Rear Wheel

Drive: 2 Wheel Drive and Braking

Weight: 5200 Lbs + Attachment

Rated Load Limiter: Displays rated load and actual load. Stops when overload is reached.

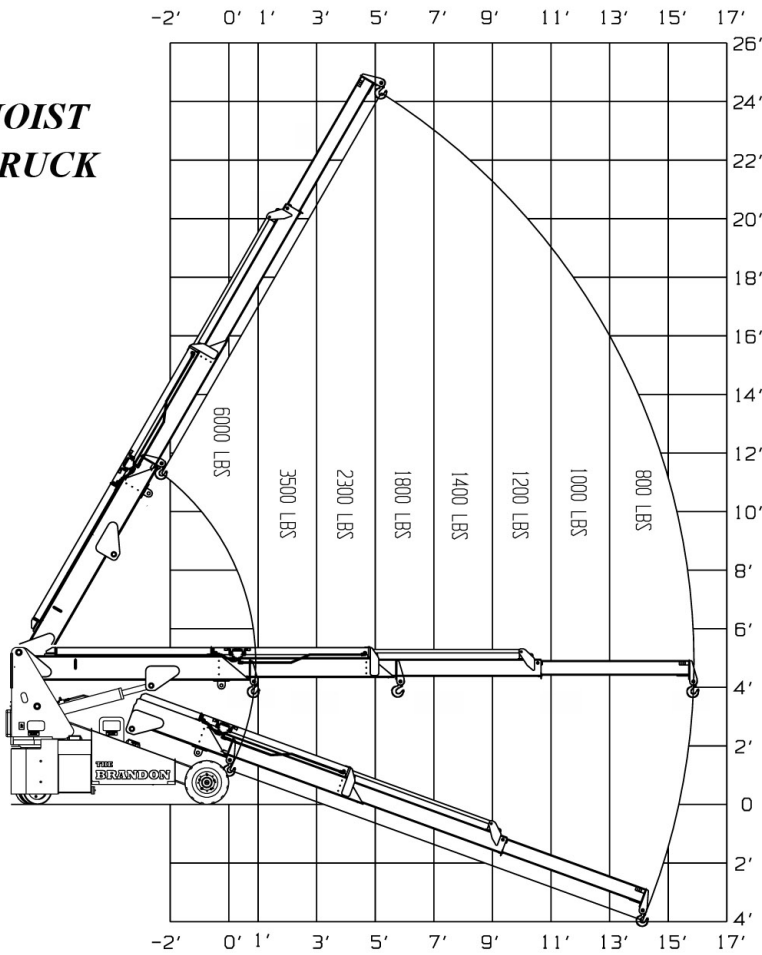
Charger: On-board 110V

System Display: Includes Rated Load Limiter and system information.

WALKIE HANDLE OR RADIO CONTROLS

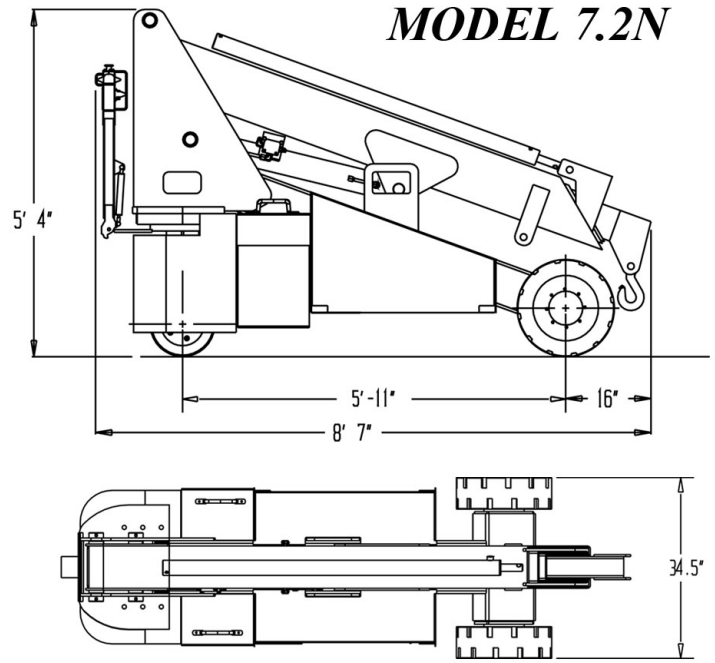


HOIST TRUCK



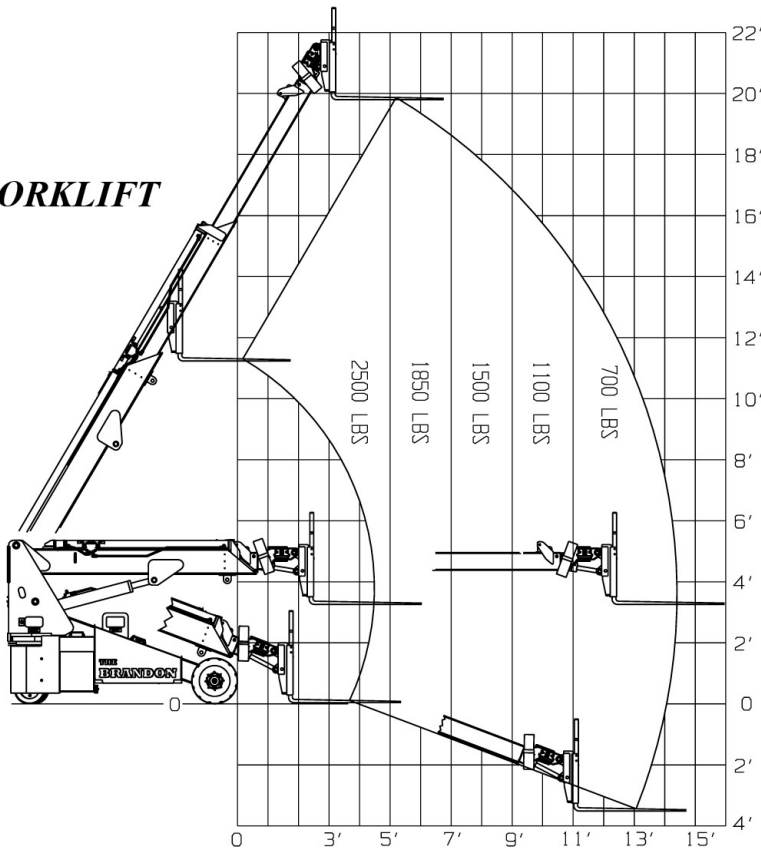
COMPACT DESIGN

MODEL 7.2N

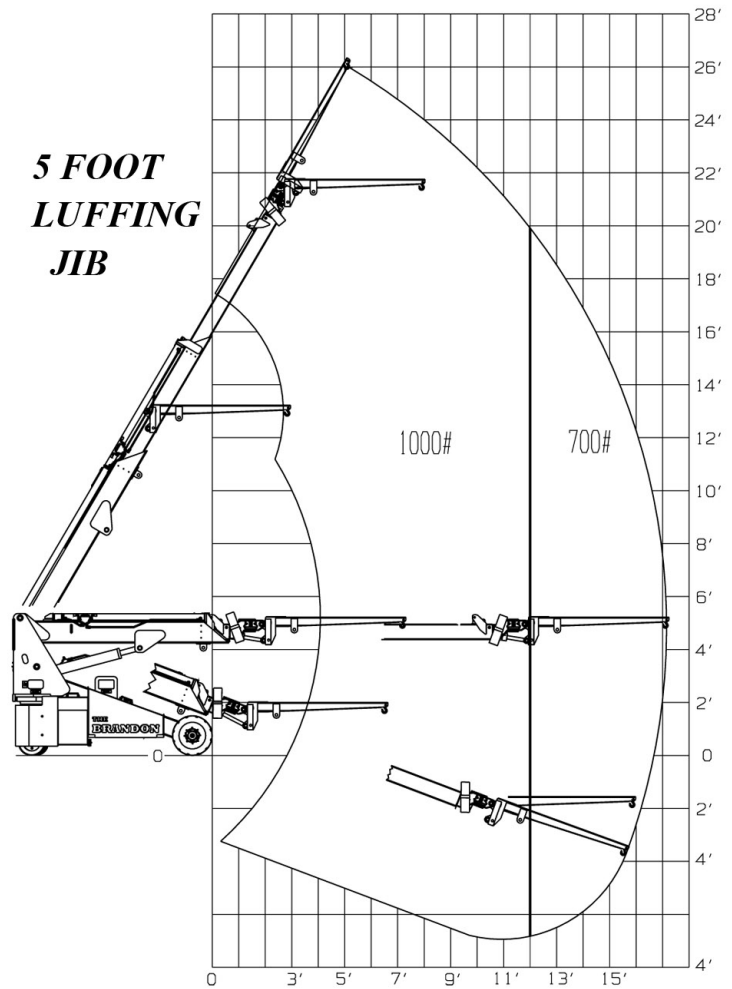


34.5" WIDE SINGLE DOOR ACCESS

FORKLIFT




5 FOOT LUFFING JIB



**** MULTIPLE PATENTS PENDING ****

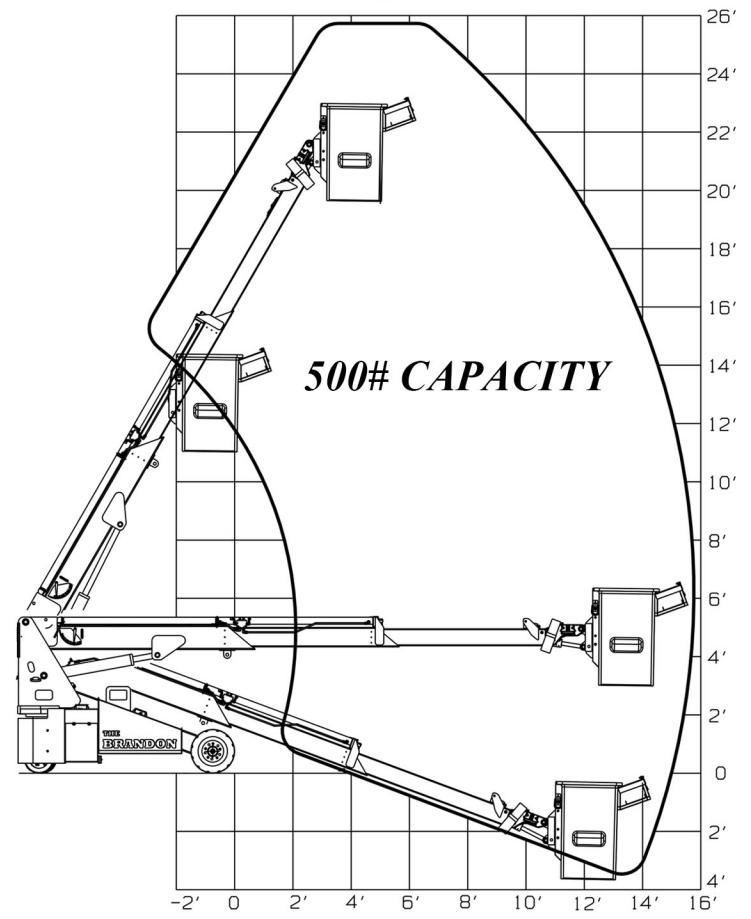
FORKLIFT



**2500#
CAPACITY**

MAN BASKET ATTACHMENT

- ✓ *Insulated or Standard Platform*
- ✓ *Uses Existing Radio Remote Control*
- ✓ *Quick-Attach in Minutes*
- ✓ *ANSI A92.5 Compliant*



1000# ARTICULATING JIB



**POWERED JIB
80° ARTICULATION**

CONTINUOUS OPERATION




**BATTERY SWAP IN
TWO MINUTES**

NO TOOLS REQUIRED

FORK POCKET TRANSPORTABLE



1000# PANEL LIFT - AUTO LEVELING



**DRYWALL, PANELS OR
ELEVATING WORK BENCH**

**STRONG QUICK-ATTACH
SUPPORT FRAME**